

Timers

Asymmetrical Recycler

Timer Type VIPP51CM24



FEATURES

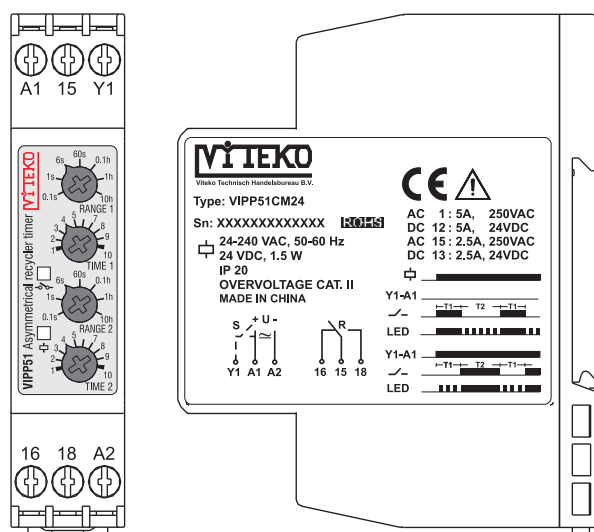
- Time range 0.1 s to 100h
- 2 selectable functions
 - Aa - Asymmetrical recycler ON first
 - Ab - Asymmetrical recycler OFF first
- Selection of time range by front knobs
- Knob adjustable time setting
- Automatic start
- Output: 1 x SPDT relay
- For mounting on DIN rail in accordance with DIN/EN 50 022
- 17.5 mm DIN-rail housing
- Combined AC and DC power supply voltage
- LED indication for relay status and power supply ON

Description & Mode of operation:

Combined function timer with asymmetrical recycler ON or OFF first selectable by connection between pins A1 and Y1. Individual selection of the time ranges from 0.1 s to 100 h. For mounting on DIN-rail.

Function Aa - Asymmetrical Recycler ON-time period first

The relay operates and the ON-time period (T1) begins as soon as the power supply is connected. After the ON-time period the relay releases for the OFF-time period (T2). This sequence continues until the power supply is interrupted for at least 200 ms.



Function Ab - Asymmetrical Recycler OFF-time period first

The OFF-time period (T1) begins as soon as the power supply is connected. After the OFF-time period the relay operates for the ON-time period (T2). This sequence continues until the power supply is interrupted for at least 200 ms.

Specifications

Timing:

Time ranges	
Knob selectable	0.1 to 1 s 1 to 10 s 6 to 60 s 60 to 600 s 0.1 to 1 h 1 to 10 h 10 to 100 h
Setting accuracy	≤ 5%
Repeatability	≤ 0.2%
Time variation	(with respect to full scale value)
Within rated power supply	≤ 0.2% - whole range
Within ambient temperature	≤ 500 ppm/°C
Reset	
Power supply interruption	≥ 200 ms

Output:

Output	1 x SPDT relay
Rated insulation voltage	250 VAC (RMS)
Contact Ratings (AgSnO₂)	
Resistive Loads	AC 1 5 A @ 250 VAC DC 12 5 A @ 24 VDC
Small inductive loads	AC 15 2.5 A @ 250 VAC DC 13 2.5 A @ 24 VDC
Mechanical life	≥ 30 x 10 ⁶ operations
Electrical life	≥ 10 ⁵ operations (at 5 A, 250 V, cos φ = 1)
Operating frequency	< 7200 operations/h
Dielectric strength	
Dielectric voltage	2 kVAC (RMS)
Rated impulse withstand voltage	2.5 kV (1.2/50 μs)

Supply:

Power Supply	
Rated operational voltage through terminals A1, A2:	Overvoltage cat. II (IEC 60664, IEC 60038) 24 VDC +10% -15% and 24 to 240 VAC +10% -15% 45 to 65 Hz
Voltage interruption	≤ 10 ms
Rated operational power	1.5 W

General:

Power ON delay	≤ 150 ms
Power OFF delay	≤ 200 ms
Indication for	
Power supply ON	LED, green
Output relays ON	LED, yellow
Environment	(EN 60529)
Degree of protection	IP 20
Pollution degree	2 (IEC 60664)
Operating temperature	-20 to +60 °C, R:H: < 95%
Storage temperature	-30 to +80 °C, R:H: < 95%
Housing	
Dimensions	17.5 x 81 x 67.2 mm
Material	PA66
Weight	Approx 100 g
Screw terminals	
Tightening torque	Max. 0.5 Nm according to IEC EN 60947
CE Marking	Yes
EMC	Electromagnetic Compatibility
Immunity	According to EN 61000-6-2
Emission	According to EN 61000-6-3+A1
Low Voltage	According to EN 61812-1
RoHS	According to EN 50581

Function, Range and Time Setting:

Setting of function:

No connection between terminals A1 and Y1:

Aa - asymmetrical recycler (ON first)

Connection between terminals A1 and Y1:

Ab - asymmetrical recycler (OFF first)

Upper knob:

T1 time range setting

Setting of T1 time range.

Centre top knob:

Time T1 setting on relative scale: 1 to 10 with respect to the chosen range.

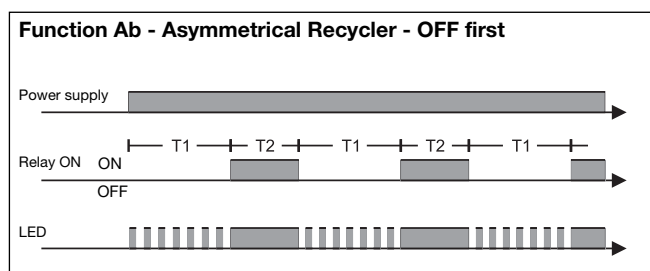
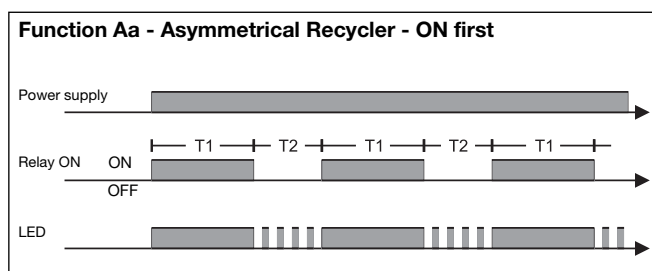
Centre bottom knob:

Setting of T2 time range.

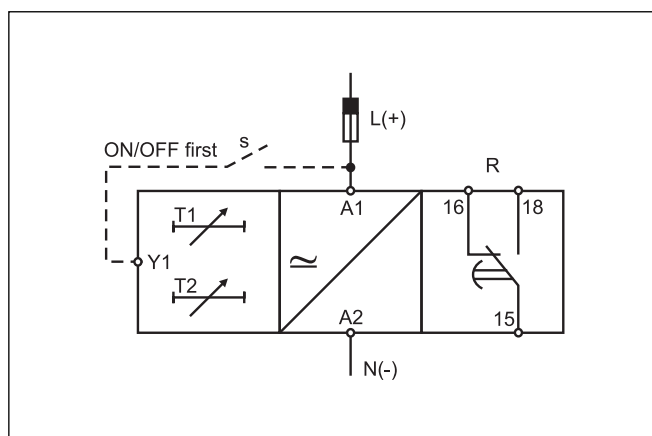
Lower knob:

Time T2 setting on relative scale: 1 to 10 with respect to the chosen range.

Operation Diagrams



Wiring Diagram



Dimensions

